



## passage sets security lever entrance sets



*"Quality is never an accident,  
it is the result of intention, innovation and skillful execution."*





## LEVER HANDLES

- ✓ 10 Year mechanical warranty / 4 hour fire rated
- ✓ Stainless Steel "Friction Free" ball bearing mechanism for durable long term operation
- ✓ Tamper proof stainless steel fixing screws and stainless steel internal components

*available in the finishes indicated below....*



Satin Chrome Finish



Polished Bright Chrome Finish



PVD Anti-Tarnish Brass  
(50 Year anti-tarnish warranty)

- ✓ Keren - Chrome Plate #33511
- ✓ Keren - PVD BRASS #13511



Keren - Satin Chrome - 43511



Keren - SC - 43511  
with 43659 square adaptor plate

- ✓ Tanya - Chrome Plate #33512
- ✓ Tanya - PVD BRASS #13512



Tanya - Satin Chrome - 43512



Tanya - SC - 43512  
with 43659 square adaptor plate

- ✓ Ilana - Chrome Plate #33514
- ✓ Ilana - PVD BRASS #13514



Ilana - Satin Chrome - 43514



Ilana - SC - 43514  
with 43659 square adaptor plate

- ✓ Aliza - Chrome Plate #33515
- ✓ Aliza - PVD BRASS #13515



Aliza - Satin Chrome - 43515



Aliza - SC - 43515  
with 43659 square adaptor plate

- ✓ Leah - Chrome Plate #33517
- ✓ Leah - PVD BRASS #13517



Leah - Satin Chrome - 43517



Leah - SC - 43517  
with 43659 square adaptor plate

## Integrated Bathroom/Privacy Kits

suits all austyle passage sets

ROUND PLATE  
Satin Chrome - 49016A  
Polished Chrome - 39016A  
PVD Brass - 19016A



SQUARE PLATE  
Satin Chrome - 49072A  
Polished Chrome - 39072A  
PVD Brass - 19072A





43514 Passage Set (stainless steel ball bearing mechanism) and 49031 Tubular Latch



## LEVER HANDLES

10 Year mechanical warranty / 4 hour fire rated ✓  
 Stainless Steel "Friction Free" ball bearing mechanism for durable long term operation ✓  
 Tamper proof stainless steel fixing screws and stainless steel internal components ✓

- ✓ Daniella - Chrome Plate #33518
- ✓ Daniella - PVD BRASS #13518



Daniella - Satin Chrome - 43518



Daniella - SC - 43518  
with 43659 square adaptor plate

- ✓ Talia - Chrome Plate #33520
- ✓ Talia - PVD BRASS #13520



Talia - Satin Chrome - 43520



Talia - SC - 43520  
with 43659 square adaptor plate

- ✓ Daisy - Chrome Plate #33516
- ✓ Daisy - PVD BRASS #13516



Daisy - Satin Chrome - 43516



Daisy - SC - 43516  
with 43659 square adaptor plate

- ✓ Raz - Chrome Plate #33519
- ✓ Raz - PVD BRASS #13519



Raz - Satin Chrome - 43519



Raz - SC - 43519  
with 43659 square adaptor plate

- ✓ Naomi - Chrome Plate #33509
- ✓ Naomi - PVD BRASS #13509



Naomi - Satin Chrome - 43509




Naomi - SC - 43509  
with 43659 square adaptor plate



43566 (without cylinder hole)  
 43566E (cylinder hole @ 85mm) [refer p12 locks]  
 Adaptor/Multi Cover plates; 230x65mm  
 "slip over" austyle passage sets.



Backing cover plates sit behind back plate  
**ROUND** 49816 SC **SQUARE** 49818 SC  
 ROUND CP 39816  
 ROUND PVD Brass 19816



### Accessories & Adaptor Plates

9821  
 Generic Spindle & Screw Kit  
 2 x Sprung spindles }  
 2 x Tie Bolt fixing screws }  
 (1 set with concealed head)



9822  
 Dummy Fixing Spindle



## 316 S/Steel Lever Handles


It may look the same on the outside but whats on the inside really matters.

**316 STAINLESS STEEL HANDLES**  
**ANYTHING ELSE IS A COMPROMISE!**


- ✓ 10 Year mechanical warranty / 4 hour fire rated
- ✓ Stainless Steel "Friction Free" ball bearing mechanism for durable long term operation
- ✓ Tamper proof stainless steel fixing screws and stainless steel internal components
- ✓ Reversible levers for either left or right hand opening doors



43689 Aaron 316 Stainless Steel Lever Set (below)  
49201 Stainless Steel 30mm Narrow Style Entrance Lock  
49144 Double Cylinder



Round Integrated Privacy kits available to suit #49016/SS



43658 (with 43659 Square adaptor plate)

43654 (with 43659 Square adaptor plate)

43650 (with 43659 Square adaptor plate)

Square Integrated Privacy kits available to suit #49072/SS

## Minimal Range

- ✓ Designed with a neat 42mm backplate for a "clean minimal" modern appearance
- ✓ 10 Year mechanical warranty / 4 hour fire rated
- ✓ Stainless Steel "Friction Free" ball bearing mechanism for durable long term operation



The all in one, **integrated** latch/privacy/dead bolt entrance lock

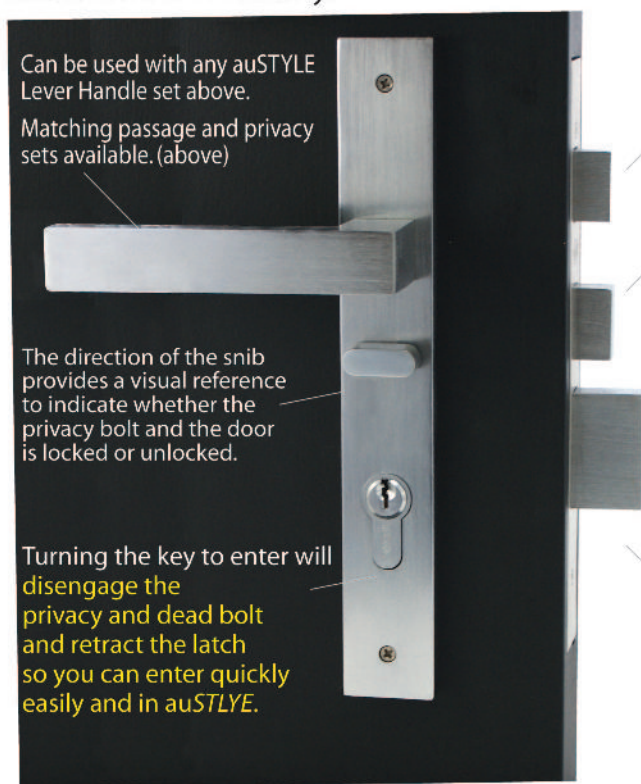
## Entrance Levers

- ✓ Satin Chrome Finish (Solid Brass Material) with Stainless Steel Ball Bearing Mechanism
- ✓ External Side has a concealed design appearance and which enables tamper proof fixing advantage.
- ✓ Internal Side includes privacy snib which is pre-assembled for easy installation



## Entrance Lock

- ✓ myLOCK integrated latch, privacy and dead bolt [to SUIT ENTRANCE LEVERS ABOVE]
- ✓ For front door applications, this new lock has a quick lock/release privacy function for "Keyless Locking"
- ✓ When using the handle to exit, the privacy mechanism also automatically unlocks the door for a quick easy exit – without the need for keys!
- ✓ Furthermore, the lock has full keyed dead bolt functionality as required for insurance purposes for the ultimate level of security.



Can be used with any auSTYLE Lever Handle set above.  
Matching passage and privacy sets available. (above)

The direction of the snib provides a visual reference to indicate whether the privacy bolt and the door is locked or unlocked.

Turning the key to enter will **disengage the privacy and dead bolt and retract the latch** so you can enter quickly easily and in auSTYLE.

Heavy Duty Latch Mechanism for reliable entry and exit. Reversible for either Left or Right hand opening doors.

**Keyless locking** is available by using the snib when home to prevent anyone opening the door and walking in. **Its a quick and simple locking function for every day use and works independently of the dead bolt.**

Engage the dead bolt for the ultimate level of security when you're out of the house or away on holiday.

The bolt is made from solid brass (40x10mm thick!) and extends 85mm across the door jamb and back into the case providing security and piece of mind.



Satin Chrome - 49219

Interchangeable Face & Striker plates:  
Chrome Plate - 39219  
Antique Copper - 29219  
Polished Brass - 9219

**Rebate Kit** to suit  
Satin Chrome - 49220



**New Commercial Range  
for narrow door styles  
- Perfect for security gates -**

## Narrow Style Entrance Sets

- ✓ Designed for all timber or aluminium door styles
- ✓ Heavy duty ball bearing mechanism and components  
*(ideal for commercial applications requiring extended durability)*
- ✓ Tie Bolt thru fixing (cylinders/locks sold separately ref p 11/12/13)



43611E - Stainless Steel Ball Bearing Mechanism Lever Set  
49201 - Stainless Steel 30mm Narrow Style Entrance Lock  
49144 - Double Cylinder



Entrance Set suits 85mm cylinder lock - 43610E  
Passage Set (no cylinder hole) - 43610  
[Also available: matching lever with 52mm round rose backplate refer p2-3]



Entrance Set suits 85mm cylinder lock - 43611E  
Passage Set (no cylinder hole) - 43611  
[Also available: matching lever with 52mm round rose backplate refer p2-3]



Entrance Set suits 85mm cylinder lock - 43624E



Entrance Set suits 85mm cylinder lock - 43614E  
Passage Set (no cylinder hole) - 43614  
[Also available: matching lever with 52mm round rose backplate refer p2-3]



Entrance Set suits 85mm cylinder lock - 43618E  
Passage Set (no cylinder hole) - 43618  
[Also available: matching lever with 52mm round rose backplate refer p2-3]



Entrance Set suits 85mm cylinder lock - 43620E

## Passage Sets

- ✓ 10 Year mechanical warranty / 4 hour fire rated
- ✓ Stainless Steel "Friction Free" ball bearing mechanism for durable long term operation
- ✓ Tamper proof stainless steel fixing screws and heavy duty internal components



Sarah - Satin Chrome - 43600  
Sarah - Polished Chrome - 33600



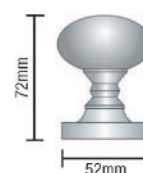
Dafna - Polished Chrome - 33604



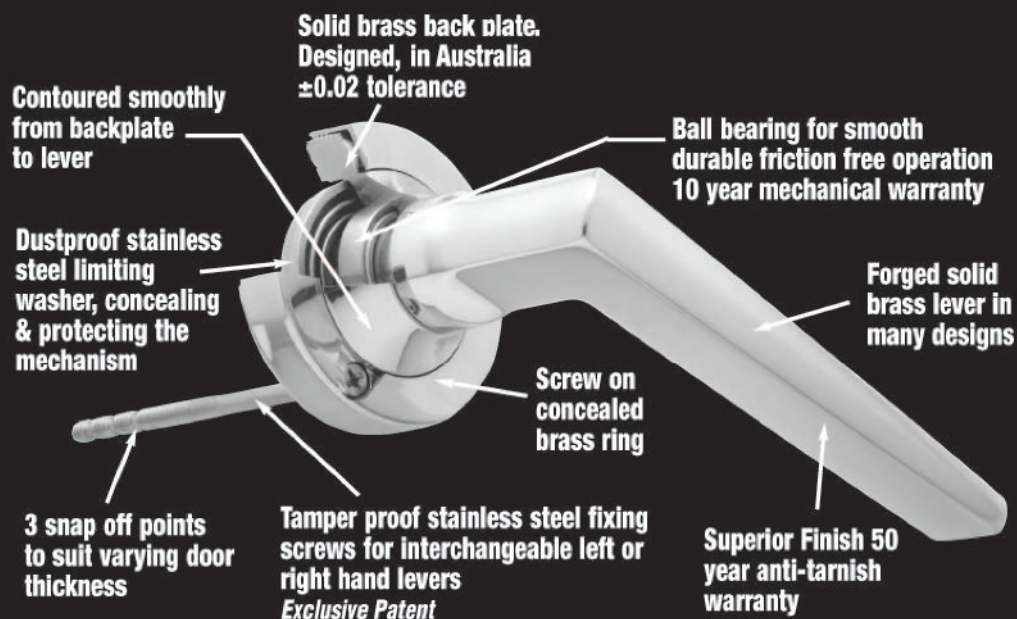
Orli - Satin Chrome - 43605  
Orli - Polished Chrome - 33605



Eden - Satin Chrome - 43603  
Eden - Polished Chrome - 33603



Sarah - Satin Chrome - 43510  
Sarah - Polished Chrome - 33510  
Sarah - PVD Brass - 13510



PATENTED  
TO PROTECT  
YOUR  
EXCLUSIVITY



*Make an informed decision about the handles you choose;  
Compare our features and don't settle for anything less.  
- We've nothing to hide & you've everything to gain!*

## The austyle philosophy demonstrates how good ideas become reality.

Every austyle product is designed and manufactured with an emphasis on quality raw materials, practical functionality and unique designs.

Whether the product is 304 stainless steel or solid virgin brass, strength in foundation through the use of high grade raw materials ensures austyle products can withstand the tolerances required in all commercial or domestic, internal or external applications.

austyle products are manufactured to exceed ISO9000 international quality standards and are mechanically and practically functional as well as simple and easy to install.

Our in house design team develops products that reflect current market styles and trends and many of our unique designs have design registrations and mechanical patents to protect their individuality.

Welcome to the austyle range of quality architectural hardware and a new approach in design innovation.

For your nearest distributor:

t 03 9553 3559

f 03 9553 3558

e [info@austyle.com.au](mailto:info@austyle.com.au)

